



Thermo Scientific Refrigerated and Heated Bath Circulators

Advanced, configurable solutions to meet
all your temperature control needs



your success circulates
at every degree

Thermo
SCIENTIFIC

Thermo Scientific temperature control products represent a giant leap forward in performance, features, configurability and technology.

Now you can configure the most flexible, cost-effective temperature control solutions for any application.

- Pharmaceutical
- BioTech
- Chemical/Petrochemical
- Food and Beverage
- QA/QC
- Research and Development
- Analytical Instruments



Environment-friendly Design

Utilize the energy savings mode to save up to 80% on energy costs and thousands of kilowatt hours during the life of the system.

- All units are RoHS/WEEE compliant
- Recycled packaging

Safe Operation

Units are CE Compliant (UL pending) ensuring safe operation.

- Optional IQ/OQ compliance

Ease of Use

All immersion circulators feature an intuitive user interface with bright display to view critical readings. Each system comes with a quick-start guide for simple set up and operation.

The controller can be indexed 90° for optimal viewing.

- Tool-less setup

Superior Warranty and Service

These products come with a 36-month warranty and are backed by Thermo Scientific service and support worldwide.

Swap Program: in the event the controller fails, it can be exchanged for a new controller at no cost to you for the life of the warranty.

Table of Contents

Frequently Asked Questions	2
Immersion Circulator Comparison Table	3
Thermo Scientific STANDARD, ADVANCED & PREMIUM Heated Immersion Circulators	4
Thermo Scientific ARCTIC Series Refrigerated/Heated Bath Circulators	6
Thermo Scientific GLACIER Series Ultra-Low Temperature Refrigerated Bath Circulators	12
Thermo Scientific SAHARA Series Heated Bath Circulators	14
Accessories	20
Service and Support	23
Dimensions Chart	24



Factors to consider before selecting your temperature control product

What is your application need?

Do you have an existing tank, vessel or bath and need to heat the fluids? Review the immersion circulators for the temperature control range and features that best suit your application requirements.

Do you need to circulate to an external application such as a rotary evaporator or bio reactor, or need to add heating or cooling to your application?

Consider Thermo Scientific refrigerated/heated bath circulators. All systems and immersion circulators come standard with the external circulation connections. Whether you have present or future use for external circulation you can always modify your immersion circulator, refrigerated or heated bath circulator to accomplish this in a few simple steps.

Does your temperature control application require a work area to place beakers or test tube racks?

We have a large selection of refrigerated bath circulators, heated stainless steel baths, as well as the economical PPO or Acrylic heated baths. These baths were designed to provide larger work areas to accommodate multiple beakers, test tube racks or incubation vessels.

How much cooling capacity will your application require?

Choose from multiple temperature ranges and temperature ramp rates required for your application. The heating and cooling capacity are specified in watts for each system. The corresponding heating and cooling curves will give you insight into how fast a system can heat or cool the volume of fluid to your required temperature set point.

Temperature specifications for heating baths state a minimum temperature of 'Ambient + 13°C'. This refers to the effect of 'heat soak' on the performance of these units that occurs when heat from the motor is conducted into the bath. Larger baths may lose heat quickly and may be able to accurately temperature control below the 'Amb + 13°C' threshold. Utilize a 'Cooling Coil' accessory or a refrigerated bath circulator to work in near ambient temperature conditions.

Frequently Asked Questions

Q: Does my unit come with external circulation connections?

A: Yes. The external circulation connections required to circulate the fluid from the bath to your application is a standard feature on all STANDARD, ADVANCED and PREMIUM controllers. Each ARCTIC refrigerated/heated bath and SAHARA heated bath is capable of circulating to an external application.

Q: How do I achieve more heating capacity for my application?

A: When choosing an immersion circulator, you have the ability to choose from different versions and voltages. By understanding the flexibility of your electrical supply you can increase the amount of heating capacity for your application.

For applications in North America, the ADVANCED or PREMIUM Series can be utilized with 208V single phase electrical supply, and gain between 67% and 250% more in heating capacity.

The table below illustrates the different electrical capabilities and heating capacities

Immersion Circulator	100-115V 50-60Hz	100V 50-60Hz	115V 60Hz	200-230V 50-60Hz	230V-50Hz
SC100 SC150 SC150L	–	0.9kW @ 100V	1.2kW @ 115V	–	2kW @230V
AC150 AC200	–	0.9kW @ 100V	1.2kW @ 115V	2kW @ 230V	2kW @230V
PC200	1.2kW @ 115V	–	–	2kW @ 230V	–
PC201 PC300	–	–	–	3kW @ 230V	–

Q: What is the difference between a refrigerated circulating bath and a refrigerated circulator?

A: A refrigerated circulating bath and a refrigerated circulator are very much alike. The defining attribute is that the work area of the refrigerated circulating bath is much larger than that of the refrigerated circulator. Accordingly, these types of systems are much larger overall than the refrigerated circulators due to the larger size of the bath (or work area).

- The refrigerated circulating bath design is focused on applications that require a large area within the bath to place samples, beakers and / or test tube racks, etc. Although the primary focus is the use of the bath, this system can still circulate externally.
- The refrigerated circulator can also be used for samples, test tube or beakers within its small bath. The difference is that the bath is much smaller and will not hold as many samples.

Q: When using silicone oil how does fluid expansion affect my application?

A: It is very important to take special precaution to ensure that your system is filled to the appropriate level to avoid overflowing the silicone oil out of the stainless steel bath onto the lab bench or other areas. It is absolutely critical to take every safety precaution and confirm all aspects of your system before setting the temperature parameters for extreme heating applications. We anticipate that for every 100°C in temperature within the bath that the fluid will expand 10%. However, depending on which immersion circulator you are utilizing the fluid expansion can range from 10% to 30%.

Note: The SAHARA stainless steel baths have been designed to be filled to the low level fluid safety cut out to enable the system to power up and start to temperature control. If filled properly to the low level, the expansion of the silicone oil will not overflow the tank at the immersion circulator's maximum temperature set point.

Q: How do I secure an immersion circulator to my tank or apparatus?

A: The model of immersion circulator will define the choices for your installation:

The STANDARD Series has a choice of the following:

- Stainless steel clamp that expands to 1" (25mm) and enables the installation of the immersion circulator to be installed on the lip of the tank or apparatus.
- Stainless steel bridge that allows the installation of a STANDARD Series immersion circulator to the legacy Haake stainless steel 'W' series baths.

The ADVANCED and PREMIUM immersion circulators are only available with a bridge.

An adjustable bridge that expands between 300mm and 800mm is available and will fit all immersion circulators. This kind of adjustable bridge is useful when the vessel is irregularly shaped.

Heated Immersion Circulator Comparison

Use the table below to **choose the immersion circulator that best fits your specific application requirements**. Then, match the immersion circulator to a refrigerated or heated bath.

	STANDARD series			ADVANCED series		PREMIUM series		
Model	SC100	SC150	SC150L	AC150	AC200	PC200	PC201	PC300
Specifications								
Maximum temperature (°C)	100	150	150	150	200	200	200	300
Temperature stability (°C)***	0.02	0.02	0.02	0.01	0.01	0.01	0.01	0.01
Heater capacity (230V/115V)	2kW/1.2kW	2kW/1.2kW	2kW/1.2kW	2kW/1.2kW	2kW/1.2kW	2kW/1.2kW	3kW**	3kW**
Maximum flow rate (l/min)	17	17	17	20	20	24	24	24
Maximum pressure (mbar/psi)	300/4.35	300/4.35	300/4.35	475/6.89	475/6.89	560/8.12	560/8.12	560/8.12
Maximum suction (mbar/psi)				330/4.85	330/4.85	380/5.51	380/5.51	380/5.51
Flow rate / pump speed steps	2	2	2	3	3	Adjustable****	Adjustable****	Adjustable****
Fill level from top of tank (mm)	60..18	60..18	105..18	63..18	63..18	63..18	63..18	63..18
Tank depth requirement (mm)	150	150	200	150	150	200	200	200
Dimensions/Weight								
Overall dimensions (mm) H x W x D	336 x 138 x 199	336 x 138 x 199	384 x 138 x 199	372 x 165 x 199	372 x 165 x 199	421 x 189 x 233	421 x 189 x 233	421 x 189 x 233
Overall dimensions (in) H x W x D	13.2 x 5.4 x 7.8	13.2 x 5.4 x 7.8	15.1 x 5.4 x 7.8	14.6 x 6.4 x 7.8	14.6 x 6.4 x 7.8	16.6 x 7.4 x 9.2	16.6 x 7.4 x 9.2	16.6 x 7.4 x 9.2
Net weight (kg)	3.3	3.3	3.3	4.2	4.2	4.7	4.7	4.7
Safety & Compliance								
Safety class acc. DIN12876	1 / NFL	3 / FL	3 / FL	3 / FL	3 / FL	3 / FL	3 / FL	3 / FL
IQ/OQ	Optional	Optional	Optional	Optional	Optional	Optional	Optional	Optional
Alarm Type								
High temperature alarm	•	•	•	•	•	•	•	•
Low level alarm		•	•	•	•	•	•	•
Refrigeration alarm	•	•	•	•	•	•	•	•
Application threshold alarm				•	•	•	•	•
Application alarm (external)*				Optional	Optional	Optional	Optional	Optional
Alarm indicators								
Acoustic/Optical alarm	•	•	•	•	•	•	•	•
Connectivity								
Remote sensor port				•	•	•	•	•
USB port		•	•		•	•	•	•
Multi function port					•	•	•	•
RS232/RS485/Ethernet/LAN		Optional	Optional	Optional	Optional	Optional	Optional	Optional
Analog I/O		Optional	Optional		Optional	Optional	Optional	Optional
Information displayed on screen								
High temperature warning				•	•	•	•	•
Low level warning		•	•	•	•	•	•	•
High level warning				•	•	•	•	•
Date & Time					•	•	•	•
Features								
Energy saving mode	•	•	•	•	•	•	•	•
RTA	•	•	•	•	•	•	•	•
°C/°F/°K selection	•	•	•	•	•	•	•	•
Auto restart	•	•	•	•	•	•	•	•
System temperature limits	•	•	•	•	•	•	•	•
Application temperature limits	•	•	•	•	•	•	•	•
Solenoid valve for tap water					Optional	Optional	Optional	Optional
On/Off timer	•	•	•	•	•	•	•	•
Preset setpoint temperatures	5	5	5	5	5	5	5	5
Ramp programs					1	10	10	10
Real time clock	•	•	•	•	•	•	•	•
Multiple languages	3	3	3	3	3	7	7	7

*In combination with a PT100 sensor probe connected to the external application. **Available only in 230V

Temperature stability data measured according to DIN 12876. *Adjustable from 40% to 100%.

Versatile in a Wide Range of Performance Levels

The new STANDARD, ADVANCED, and PREMIUM series heated immersion circulators offer outstanding, precise temperature control. Choose from three levels of performance with multiple features, options, and benefits. Whether used alone or matched up with one of the refrigerated or heated baths, we offer a temperature control solution that will meet your needs.

The STANDARD (SC) Series

Choose from three versions.

Designed for ease-of-use with powerful pumping and heating capacities for closed loop applications. This economical choice offers solid performance for applications ranging from ambient +13°C to +150°C.

The ADVANCED (AC) Series

Choose from two versions.

The ADVANCED series offers greater pumping performance, ramp programming, application alarms, and temperature ranges from ambient +13°C to +200°C.

The PREMIUM (PC) Series

Choose from three versions.

Ideal for applications that require sophisticated control, multiple ramp programming, and extreme temperature performance ranging from ambient +13°C to +300°C.

What's included:

8mm and 12mm hose barbs with clamps or bridge, pump plug for external circulation, 6-ft. power cord, 3-year warranty.



SC100

- Maximum temperature: 100°C
- Five programmable set point temperatures
- RTA (Real Temperature Adjustment) for calibration
- Two levels of pump speed adjustment to increase flow or bath agitation
- Three languages (English, German, French)
- Change digital display resolution between 0.1 and 0.01 and between °C – °F – °K
- Acoustic and visual alarm
- Auto-Restart feature after power failure

SC150

All of the SC 100 immersion circulator features, PLUS–

- Maximum temperature: 150°C
- Early-warning alert for fluid refill
- Automatic controller shut-down at detection of excessive high temperature, low liquid level, or motor overload
- Communication options for:
RS232
RS485
Ethernet/LAN
Analog I/O

SC150L

All of the SC 150 immersion circulator features, PLUS–

- Maximum temperature: 150°C
- Increased immersion depth to accommodate larger or deeper baths

AC150

All STANDARD immersion circulator features, PLUS–

- Maximum temperature: 150°C
- Pump speed adjustment to three levels for turbulence control
- Powerful force & suction pump for external open and closed applications
- Internal or external temperature control mode (Remote Sensor, NAMUR type)
- Programmable application temperature alarm with user selected alarm, go-safe-state or shut off option
- Fluid selection with predefined temperature limits
- Five languages (English, German, French, Spanish, Italian)

Immersion Circulators

To purchase immersion circulators separately, please use the information below.

Immersion Circulator	Order No.				
	100-115V/ 50-60Hz	100V/50-60Hz	115V/60Hz	200-230V/ 50-60Hz	230V/50Hz
SC 100		152-0006	152-0008		152-0001
SC 100 w/clamp		152-0016	152-0018		152-0011
SC 150		153-0006	153-0008		153-0001
SC 150 w/clamp		153-0016	153-0018		153-0011
SC 150L		154-0006	154-0008		154-0001
SC 150L w/clamp		154-0016	154-0018		154-0011
AC 150		155-0006	155-0008	155-0001	155-0001
AC 150		155-0026	155-0028	155-0021	155-0021
AC 200		156-0006	156-0008	156-0001	156-0001
AC 200 w/bridge		156-0026	156-0028	156-0021	156-0021
PC 200	157-0002			157-0005	
PC 200 w/bridge	157-0022			157-0025	
PC 201				158-0005	
PC 201 w/bridge				158-0025	
PC 300				159-0005	
PC 300 w/bridge				159-0025	

Useful accessories:

- Tap water cooling coil
- Solenoid valve for use with the tap water cooling coil (for AC200 controller and up)
- Pump/heater coil cage (SC100, SC150, SC150L controller only)
- Universal adjustable bridge
- External temperature probe (for AC200 controller and up)

See page 20 for complete list of available accessories.

Certification: 



AC200



PC200



PC201



PC300

All of the AC 150 immersion circulator features, PLUS–

- Maximum temperature: 200°C
- One ramp program
- On/Off timer with real time clock for time-critical applications
- USB port

All of the ADVANCED immersion circulator features, PLUS–

- Maximum temperature: 200°C
- Incremental pump speed adjustment
- Seven languages (English, German, French, Spanish, Italian, Chinese, and Japanese)
- Ten ramp programs

All of the PC 200 immersion circulator features, PLUS–

- Maximum temperature: 200°C
- 3.0 Kw heater for faster time to temperature
- All stainless steel pump with ceramic rotors

All of the PC 201 immersion circulator features, PLUS–

- Maximum temperature: 300°C
- 3.0 Kw heater for faster time to temperature
- All stainless steel pump with ceramic rotors

Thermo Scientific ARCTIC Series Refrigerated/Heated Bath Circulators

Multiple configurations allow the perfect fit for your external circulation applications.

Superior cooling power, expansive temperature ranges, powerful force/suction pumps, and sophisticated digital control technology to ensure accuracy and reproducibility of your liquid temperature control procedures. Six controller options allow you the flexibility to choose the right model for your application.

- Drain port at the front for operator convenience.
- Advanced design allows two sides of the unit to be blocked, allowing placement in a corner while maintaining full refrigeration performance.
- For less demanding applications, power consumptions can be lowered by utilizing the energy savings mode.
- Swap Program: in the event the controller fails, it can be exchanged for a new controller at no cost to you for the life of the warranty.
- The controller can be indexed 90° for easier viewing.



Typical applications:

- Calibration
- Bioreactors
- Rotary Evaporators
- Condensers
- Sample/Material Testing
- Sample/Material Preparation

What's Included: control cables, bridge with gasket and thumbscrews, 8mm and 12mm hose barbs with clamps, external circulation plumbing, 6-ft. power cord, work area cover, 3-year warranty



Controller ▼	Bath ►	A10
SC100		-10 to 100°C
SC150		-10 to 100°C
SC150L		—
AC150		-10 to 100°C
AC200		-10 to 100°C
PC200		—
Cooling capacity at 20°C 230V/115V		240W
Maximum bath volume (liters)*		6
Work area (DxWxL) mm/in		150 x 136.7 x 123.5 / 5.9 x 5.4 x 4.9
Net weight (kg/lb)		27.5/60.6
Compliance		CE/ROHS/WEEE

Ordering information:

Model	A10		
Voltages	115V/60Hz	230V/50Hz	100V/50-60Hz
SC100 plus Bath	152-5108	152-5101	152-5106
SC150 plus Bath	153-5108	153-5101	153-5106
SC150L plus Bath	—	—	—
AC150 plus Bath	155-5108	155-5101	155-5106
AC200 plus Bath	156-5108	156-5101	156-5106
PC200 plus Bath			

*Fluid volume varies depending on the fluid used, temperature range, and items inserted in the reservoir.

Bath Circulators

-40°C to +200°C

Useful Accessories:

- Fluid Displacement Block
- Auto-refill (AC200 controller and above)
- Trolley (A25, A28, and A40 models only)
- External Temperature Probe (AC150 controller and above)
- Fluids

See page 20 for complete list of available accessories.

Overall dimensions can be found on page 24-25.



Designed with heated tank top to avoid ice build up.

A25		A28		A28F		A40	
-25 to 100°C		-28 to 100°C		-28 to 100°C		—	
-25 to 150°C		-28 to 150°C		-28 to 150°C		-28 to 150°C	
-25 to 150°C		-28 to 150°C		-28 to 150°C		-28 to 150°C	
-25 to 150°C		-28 to 150°C		-28 to 150°C		-28 to 150°C	
-25 to 200°C		-28 to 200°C		-28 to 200°C		-40 to 200°C	
-25 to 200°C		-28 to 200°C		-28 to 200°C		-40 to 200°C	
500W		320W		320W		900W	
12		10		10		12	
200 x 173 x 183.7 / 8 x 6.8 x 7.2		200 x 173 x 129 / 8 x 6.8 x 5.1		200 x 173 x 129 / 8 x 6.8 x 5.1		200 x 173 x 183.7 / 8 x 6.8 x 7.2	
36.1/79.5		36/79.1		35.6/78.3		55.2/121.5	
CE/ROHS/WEEE		CE/ROHS/WEEE		CE/ROHS/WEEE		CE/ROHS/WEEE	

A25			A28			A28F			A40		
115V/60Hz	230V/50Hz	100V/50-60Hz	115V/60Hz	230V/50Hz	100V/50-60Hz	115V/60Hz	230V/50Hz	100V/50-60Hz	115V/60Hz	230V/50Hz	100V/50-60Hz
152-5258	152-5251	152-5256	152-5288	152-5281	152-5286	152-4288	152-4281	152-4286	—	—	—
153-5258	153-5251	153-5256	153-5288	153-5281	153-5286	153-4288	153-4281	153-4286	153-5408	153-5401	153-5406
154-5258	154-5251	154-5256	154-5288	154-5281	154-5286	154-4288	154-4281	154-4286	154-5408	154-5401	154-5406
155-5258	155-5251	155-5256	155-5288	155-5281	155-5286	155-4288	155-4281	155-4286	155-5408	155-5401	155-5406
156-5258	156-5251	156-5256	156-5288	156-5281	156-5286	156-4288	156-4281	156-4286	156-5408	156-5401	156-5406
157-5258	157-5251	157-5256	157-5288	157-5281	157-5286	157-4288	157-4281	157-4286	157-5408	157-5401	157-5406

Large work area enables high throughput and work flow efficiency.

Stainless steel reservoir, offered in multiple capacities with a variety of reservoir openings and depth dimensions for maximum application flexibility.

- Advanced design allows two sides of the unit to be blocked, allowing placement in a corner while maintaining full refrigeration performance.
- For less demanding applications, power consumption can be lowered by utilizing the energy savings mode.
- Up to six different controller heads can be selected to best fit your application needs.
- The controller can be indexed 90° for easier viewing.
- Drain port at the front for operator convenience.



Typical applications:

- Calibration
- Bioreactors
- Rotary Evaporators
- Condensers
- Sample/Material Testing
- Sample/Material Preparation

What's Included: Control cables, bridge with gasket and thumbscrews, 8mm and 12mm hose barbs with clamps, external circulation plumbing, 6-ft. power cord, A24B and A25B models include the work area cover, 3-year warranty

Controller ▼	Bath ►
SC100	
SC150	
SC150L	
AC150	
AC200	
PC 200	
Cooling capacity at 20°C 230V/115V	
Maximum bath volume (liters)*	
Work area (DxWxL) mm/in	
Net weight (kg/lb)	
Compliance	
Ordering information:	
Model	
Voltages	
	SC100 plus Bath
	SC150 plus Bath
	SC150L plus Bath
	AC150 plus Bath
	AC200 plus Bath
	PC200 plus Bath

*Fluid volume varies depending on the fluid used, temperature range, and items inserted in the reservoir.

** Includes the lid

Bath Circulators

-25°C to +200°C

Useful Accessories:

- Auto-refill (AC200 controller and above)
- External Temperature Probe (AC150 controller and above)
- Work Area Cover
- Lifting Platform
- Test Tube Racks
- Fluids

See page 20 for complete list of available accessories.

Overall dimensions can be found on page 24-25.

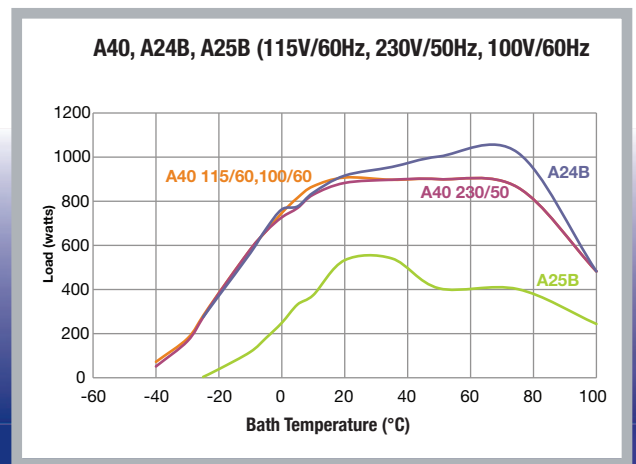
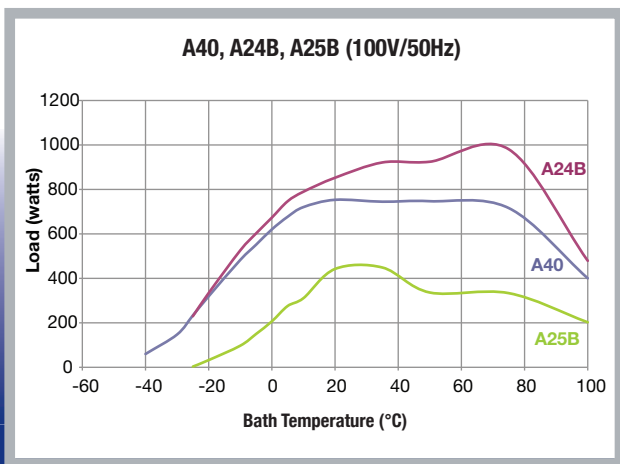
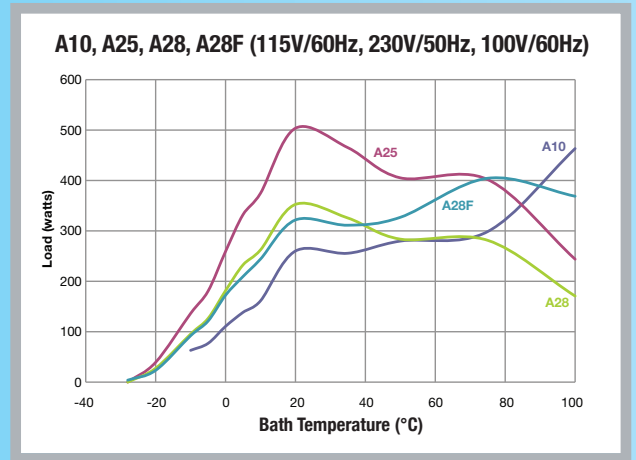
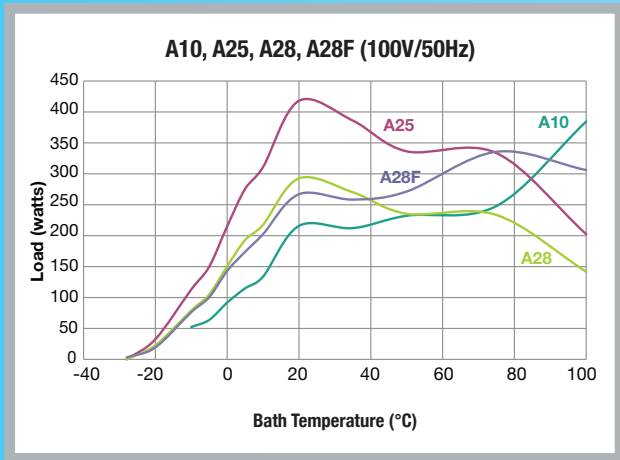
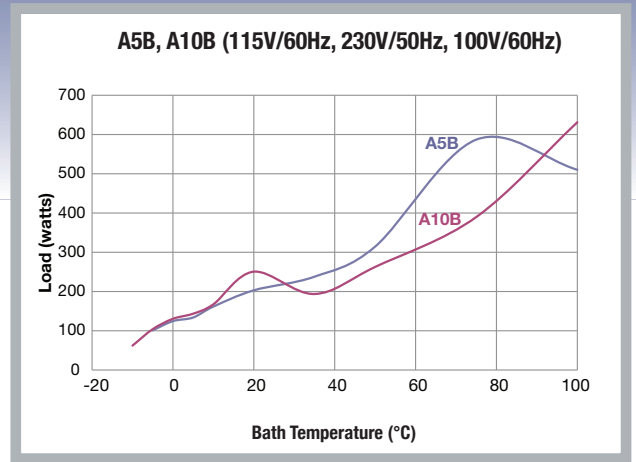
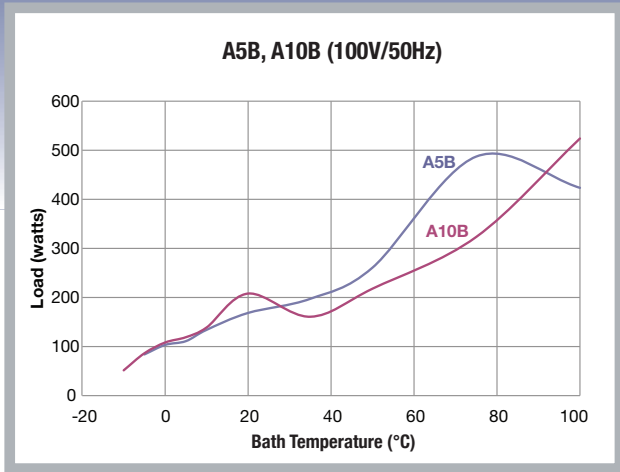


A5B**	A10B**	A24B	A25B
-5 to 100°C	-10 to 100°C	-24 to 100°C	-25 to 100°C
-5 to 100°C	-10 to 100°C	-24 to 150°C	-25 to 150°C
—	—	-24 to 150°C	—
-5 to 100°C	-10 to 100°C	-24 to 150°C	-25 to 150°C
-5 to 100°C	-10 to 100°C	-24 to 200°C	-25 to 200°C
—	—	-24 to 200°C	—
200W	250W	900W	500W
21	30	27	21
200 x 297.2 x 190 / 7.9 x 11.7 x 7.5	200 x 297.2 x 365 / 7.9 x 11.7 x 13.4	200 x 297.2 x 313.4 / 8 x 11.7 x 12.3	233 x 223.8 x 243.8 / 9.2 x 8.8 x 9.6
40/88.9	44.5/97.9	58.6/128.9	42.3/93.1
CE/ROHS/WEEE	CE/ROHS/WEEE	CE/ROHS/WEEE	CE/ROHS/WEEE

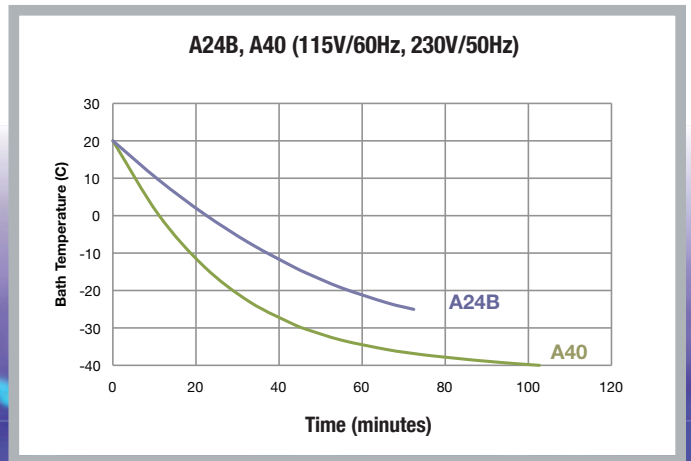
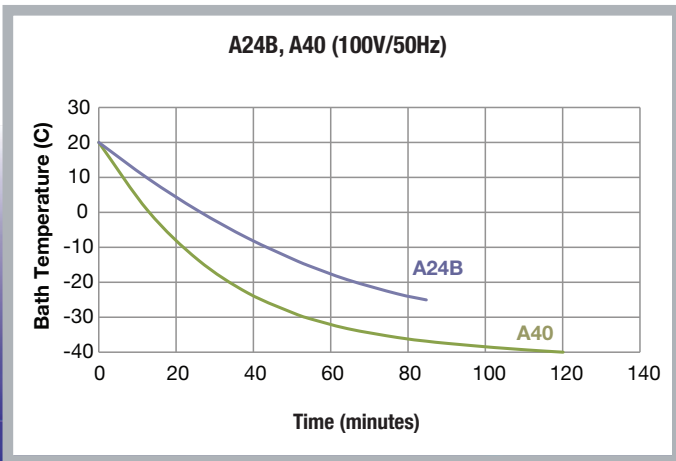
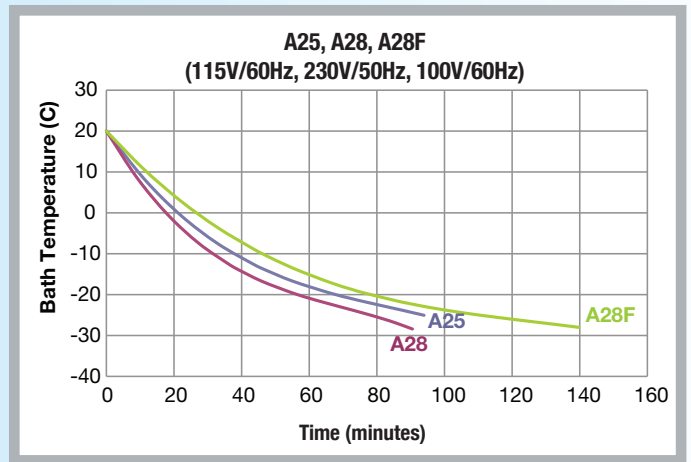
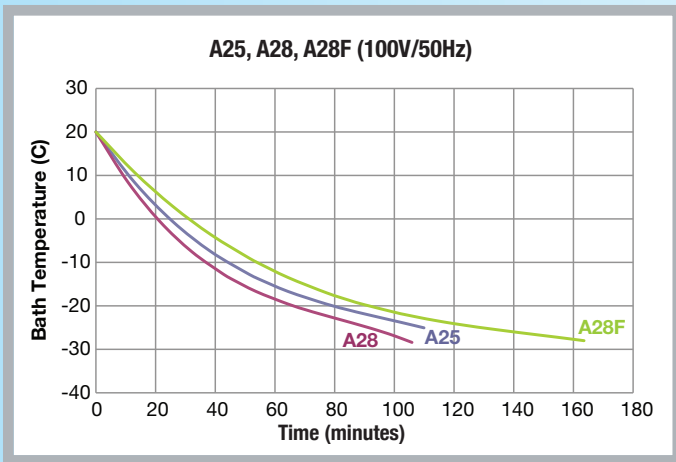
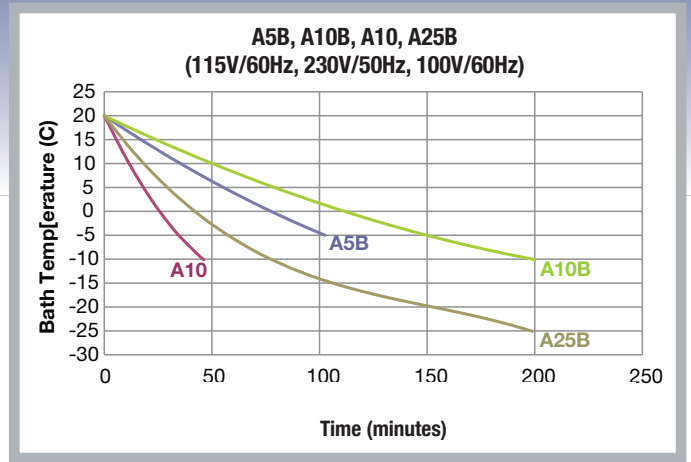
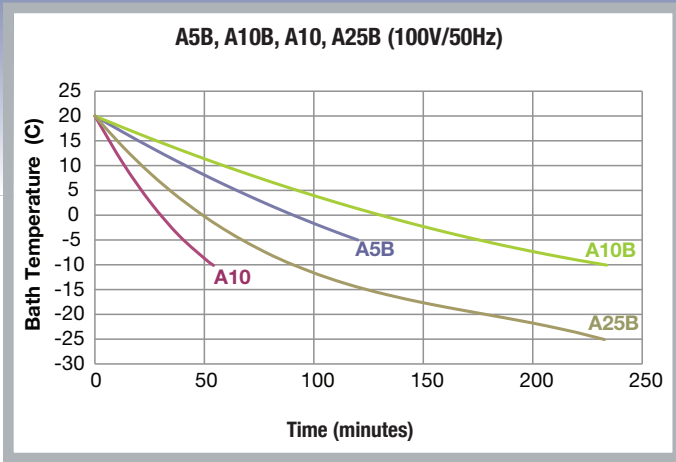
A5B			A10B			A24B			A25B		
115V/60Hz	230V/50Hz	100V/50-60Hz	115V/60Hz	230V/50Hz	100V/50-60Hz	115V/60Hz	230V/50Hz	100V/50-60Hz	115V/60Hz	230V/50Hz	100V/50-60Hz
152-4058	152-4051	152-4056	152-4108	152-4101	152-4106	152-4248	152-4241	152-4246	152-4258	152-4251	152-4256
153-4058	153-4051	153-4056	153-4108	153-4101	153-4106	153-4248	153-4241	153-4246	153-4258	153-4251	153-4256
—	—	—	—	—	—	154-4248	154-4241	154-4246	—	—	—
155-4058	155-4051	155-4056	155-4108	155-4101	155-4106	155-4248	155-4241	155-4246	155-4258	155-4251	155-4256
156-4058	156-4051	156-4056	156-4108	156-4101	156-4106	156-4248	156-4241	156-4246	156-4258	156-4251	156-4256
—	—	—	—	—	—	157-4248	157-4241	157-4246	—	—	—

Performance Curves for Refrigerated Baths and Circulators

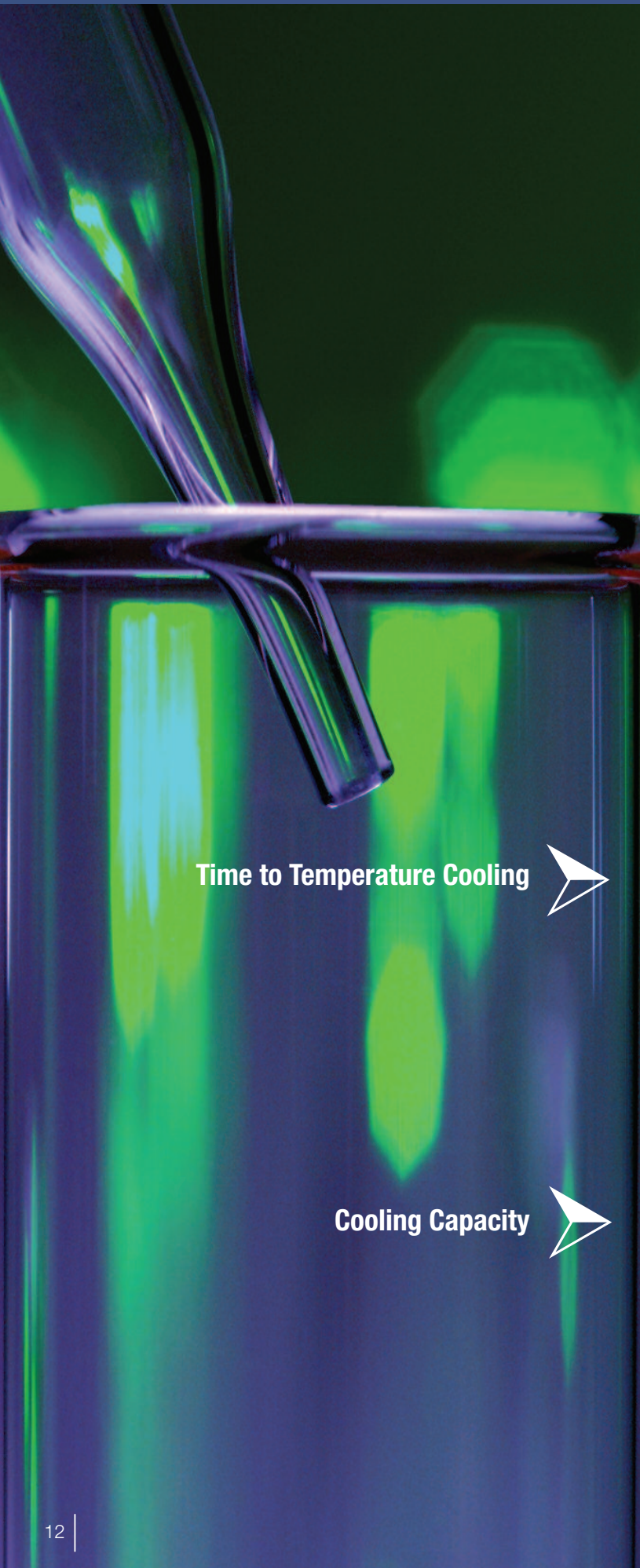
Cooling Capacity



Time to Temperature – Cooling



Specifications obtained at sea level using water (above +5°C to +90°C) or a fluid with a specific heat of 2.3 kJ/kg-K or 0.55 Btu/lb-F (less than 5°C) as the recirculating fluid at a +20°C ambient condition, at nominal operating voltage. Other fluids, process temperatures, ambient temperatures, altitude or operating voltage will affect performance. Pump specifications are nominal values of ±10%. Specifications are for reference only and are subject to change.



A cost effective ultra-low temperature refrigerated circulator with extreme temperature performance.

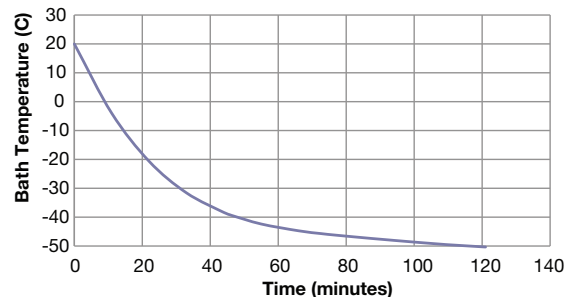
This circulator delivers high heating and cooling capacities for rapid heat-up and cool-down times. Fitted with locking castors, drainport, and handles – a perfect fit for any environment.

- Designed with heated tank top to avoid ice build up.
- Effective cooling capacity at ultra low temperatures allows you to reach your specific application temperature requirement.
- Clamped work area cover.
- Insulated supply and return ports eliminate ice build up and process temperature variatio.

Time to Temperature Cooling



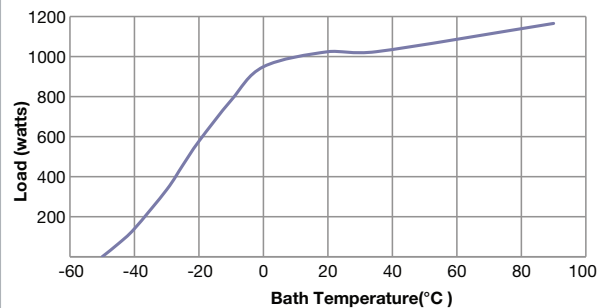
G50 (208-230V/60Hz, 230V/50Hz, 200V/50-60Hz)



Cooling Capacity



G50 (208-230V/60Hz,-60Hz, 230V/50Hz, 200V/50-60Hz)



Specifications obtained at sea level using water (above +5°C to +90°C) or a fluid with a specific heat of 2.3 kJ/kg-K or 0.55 Btu/lb-F (less than 5°C) as the recirculating fluid at a +20°C ambient condition, at nominal operating voltage. Other fluids, process temperatures, ambient temperatures, altitude or operating voltage will affect performance. Pump specifications are nominal values of ±10%. Specifications are for reference only and are subject to change.

ULT Circulators

-50°C to +200°C



Typical applications:

- Jacketed reaction vessels
- Material testing
- Analytical instrumentation
- Calibration
- Condensers
- Crystallization



What's Included: Control cables, bridge with gasket and thumbscrews, 8mm and 12mm hose barbs with clamps, external circulation plumbing, 6-ft. power cord, sealed work area cover, 3-year warranty

Controller ▼	Bath ►	G50	
AC200		-50 to 200°C	
PC200		-50 to 200°C	
Maximum bath volume (liters)*		12	
Cooling capacity at 20°C		1000W	
Work area (DxWxL) (mm/in)		200 x 208.5 x 104.2 / 7.9 x 8.8 x 4.75	
Net Weight (kg/lb)		62/137	
Compliance		CE/ROHS/WEEE	
Ordering Information			
Model	G50		
Voltages	230V/50Hz	200-230V/60Hz; 200V/50Hz	
AC200 plus Bath	156-6501	156-6509	
PC200 plus Bath	157-6501	157-6509	

*Fluid volume varies depending on the fluid used, temperature range, and items inserted in the reservoir.

Thermo Scientific SAHARA Series Heated Bath Circulators

When your application requires high temperature rely on these durable, seamless stainless steel baths.

Available in capacities from 5 to 51 liters with a variety of work area dimensions to meet your application needs.

- Up to 8 different controllers can be selected that best fit your application needs
- The controller can be indexed 90° for easier viewing



Typical applications:

- Viscometers
- Spectrophotometers
- Refractometers
- Metrology



Stainless Steel

+13°C to +300°C

Controller ▼ Bath ▶	S3	S7	S13	S15
SC100	Amb +13 to 100°C	Amb +13 to 100°C	Amb +13 to 100°C	Amb +13 to 100°C
SC150	Amb +13 to 150°C	Amb +13 to 150°C	Amb +13 to 150°C	Amb +13 to 150°C
SC150L	—	Amb +13 to 150°C	Amb +13 to 150°C	Amb +13 to 150°C
AC150	Amb +13 to 150°C	Amb +13 to 150°C	Amb +13 to 150°C	Amb +13 to 150°C
AC200	Amb +13 to 200°C	Amb +13 to 200°C	Amb +13 to 200°C	Amb +13 to 200°C
PC200	—	Amb +13 to 200°C	Amb +13 to 200°C	Amb +13 to 200°C
PC201	—	Amb +13 to 200°C	Amb +13 to 200°C	Amb +13 to 200°C
PC300	—	Amb +13 to 300°C	Amb +13 to 300°C	Amb +13 to 300°C
Maximum bath volume (liters)*	6	8	12	17
Work area (DxWxL) mm (in)	150 x 154.2 x 111.9 (5.9 x 6.1 x 4.4)	200 x 154.2 x 111.9 (7.3 x 6.1 x 4.4)	200 x 111.9 x 239.3 (7.9 x 4.4 x 9.4)	200 x 299.5 x 140.9 (7.9 x 11.8 x 5.5)
Net weight (kg/lb)	9.8/21.5	10.6/23.4	12.3/27	13.7/30.1
Compliance	CE/ROHS/WEEE	CE/ROHS/WEEE	CE/ROHS/WEEE	CE/ROHS/WEEE

Ordering information

Model	S3			S7			S13			S15		
	115V/60Hz	230V/50Hz	100V/50-60Hz	115V/60Hz	230V/50Hz	100V/50-60Hz	115V/60Hz	230V/50Hz	100V/50-60Hz	115V/60Hz	230V/50Hz	100V/50-60Hz
SC100 plus Bath	152-1038	152-1031	152-1036	152-1078	152-1071	152-1076	152-1138	152-1131	152-1136	152-1158	152-1151	152-1156
SC150 plus Bath	153-1038	153-1031	153-1036	153-1078	153-1071	153-1076	153-1138	153-1131	153-1136	153-1158	153-1151	153-1156
SC150L plus Bath	—	—	—	154-1078	154-1071	154-1076	154-1138	154-1131	154-1136	154-1158	154-1151	154-1156
AC150 plus Bath	155-1038	155-1031	155-1036	155-1078	155-1071	155-1076	155-1138	155-1131	155-1136	155-1158	155-1151	155-1156
AC200 plus Bath	156-1038	156-1031	156-1036	156-1078	156-1071	156-1076	156-1138	156-1131	156-1136	156-1158	156-1151	156-1156
Voltagess	100-115V/50-60Hz		200-230V/50-60Hz	100-115V/50-60Hz		200-230V/50-60Hz	100-115V/50-60Hz		200-230V/50-60Hz	100-115V/50-60Hz		200-230V/50-60Hz
PC200 plus Bath	—	—	—	157-1072	157-1075	157-1132	157-1135	157-1152	157-1155	—	—	—
PC201 plus Bath	—	—	—	—	158-1075	—	158-1135	—	158-1155	—	—	—
PC300 plus Bath	—	—	—	—	159-1075	—	159-1135	—	159-1155	—	—	—

*Fluid volume varies depending on the fluid used, temperature range, and items inserted into the reservoir. For applications utilizing these baths from temperatures of 50°C and below, please see page 2.

Whether you need internal or external circulation, choose from a wide selection of heating bath circulators for efficient heating. Rugged and corrosion-resistant for high temperature applications up to 300°C.

What's Included: Control cables, bridge with gasket and thumbscrews, 8mm and 12mm hose barbs with clamps, external circulation plumbing 6-ft power cord, work area cover (not included with models S45 and S49), 3-year warranty

Useful accessories:

- Tap Water Cooling Coil
- Solenoid Valve for Tap Water Cooling Coil (AC200 controller and above)
- Auto-refill (AC200 controller and above)
- External Temperature Probe (AC150 controller and above)
- Work Area Cover (S45 and S49 controller only)
- Lifting Platform
- Test Tube Racks
- Fluids

See page 20 for complete list of available accessories.

Overall dimensions can be found on page 24-25.



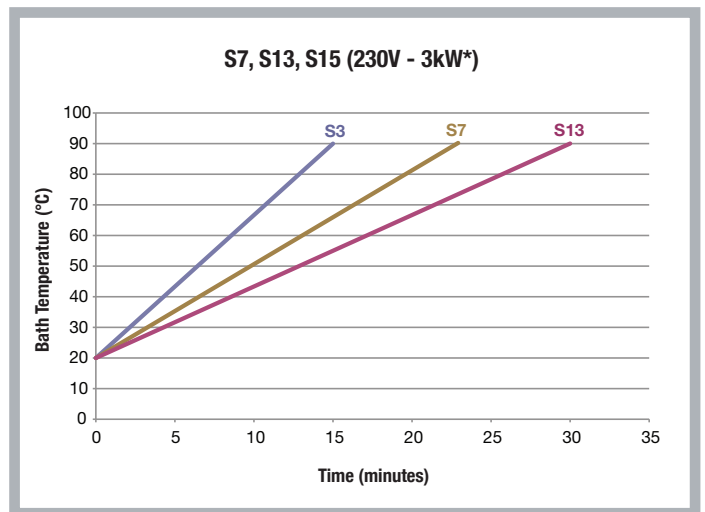
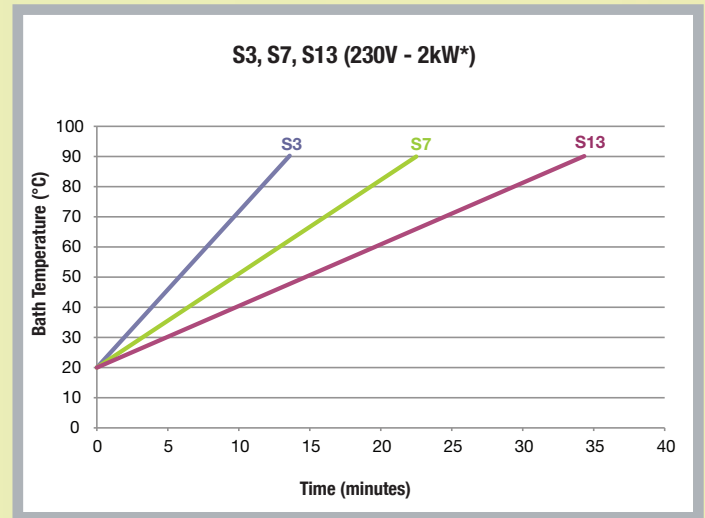
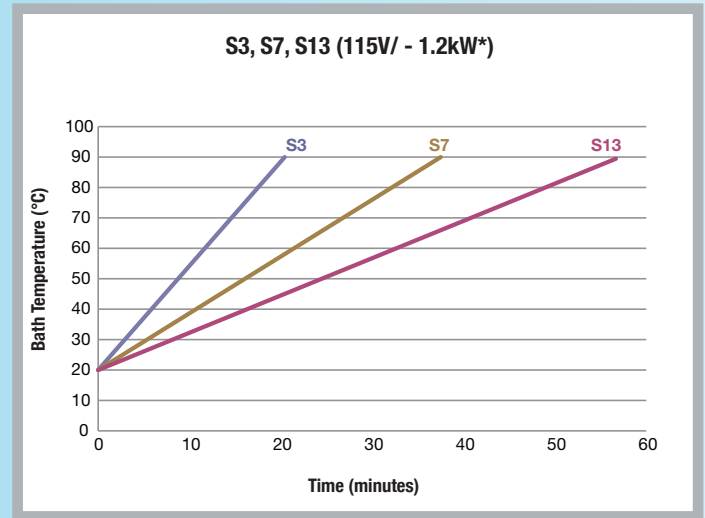
S21			S30			S45			S49		
Amb +13 to 100°C			Amb +13 to 100°C			Amb +13 to 100°C			Amb +13 to 100°C		
Amb +13 to 150°C			Amb +13 to 150°C			Amb +13 to 150°C			Amb +13 to 150°C		
—			Amb +13 to 150°C			Amb +13 to 150°C			Amb +13 to 150°C		
Amb +13 to 150°C			Amb +13 to 150°C			Amb +13 to 150°C			Amb +13 to 150°C		
Amb +13 to 200°C			Amb +13 to 200°C			Amb +13 to 200°C			Amb +13 to 200°C		
—			Amb +13 to 200°C			Amb +13 to 200°C			Amb +13 to 200°C		
—			Amb +13 to 200°C			Amb +13 to 200°C			Amb +13 to 200°C		
—			—			—			—		
19			26			41			53		
150 x 296.5 x 311.9 (5.9 x 11.7 x 12.3)			200 x 296.5 x 311.9 (7.9 x 11.7 x 12.3)			300 x 298.1 x 311.9 (11.8 x 11.7 x 12.3)			200 x 498 x 429.9 (7.9 x 19.6 x 16.9)		
14.2/31.2			16.5/36.2			20.3/44.7			24.3/53.4		
CE/ROHS/WEEE			CE/ROHS/WEEE			CE/ROHS/WEEE			CE/ROHS/WEEE		

S21			S30			S45			S49		
115V/60Hz	230V/50Hz	100V/50-60Hz	115V/60Hz	230V/50Hz	100V/50-60Hz	115V/60Hz	230V/50Hz	100V/50-60Hz	115V/60Hz	230V/50Hz	100V/50-60Hz
152-1218	152-1211	152-1216	152-1308	152-1301	152-1306	152-1458	152-1451	152-1456	152-1498	152-1491	152-1496
153-1218	153-1211	153-1216	153-1308	153-1301	153-1306	153-1458	153-1451	153-1456	153-1498	153-1491	153-1496
			154-1308	154-1301	154-1306	154-1458	154-1451	154-1456	154-1498	154-1491	154-1496
155-1218	155-1211	155-1216	155-1308	155-1301	155-1306	155-1458	155-1451	155-1456	155-1498	155-1491	155-1496
156-1218	156-1211	156-1216	156-1308	156-1301	156-1306	156-1458	156-1451	156-1456	156-1498	156-1491	156-1496
100-115V/50-60Hz		200-230V/50-60Hz	100-115V/50-60Hz		200-230V/50-60Hz	100-115V/50-60Hz		200-230V/50-60Hz	100-115V/50-60Hz		200-230V/50-60Hz
—		—	157-1302		157-1305	157-1452		157-1455	157-1492		157-1495
—		—	—		158-1305	—		158-1455	—		158-1495
—		—	—		—	—		—	—		—

Performance Curves for Heated Bath Circulators

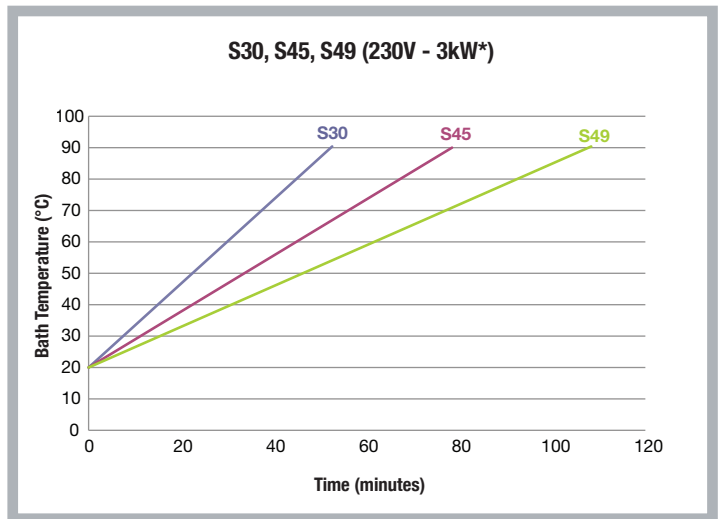
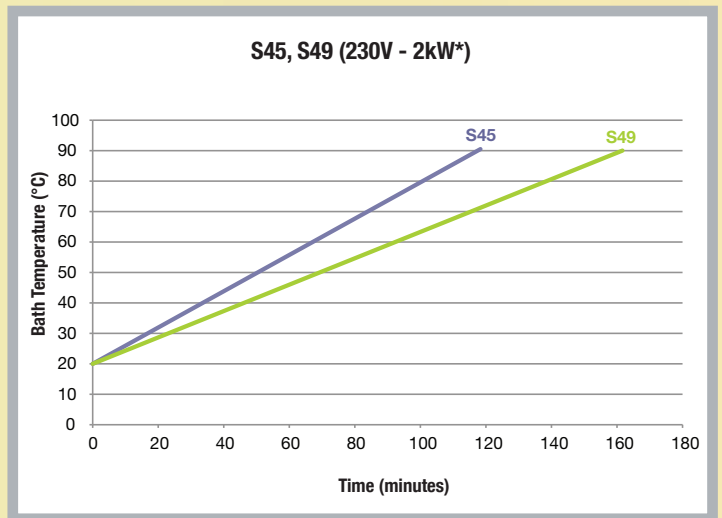
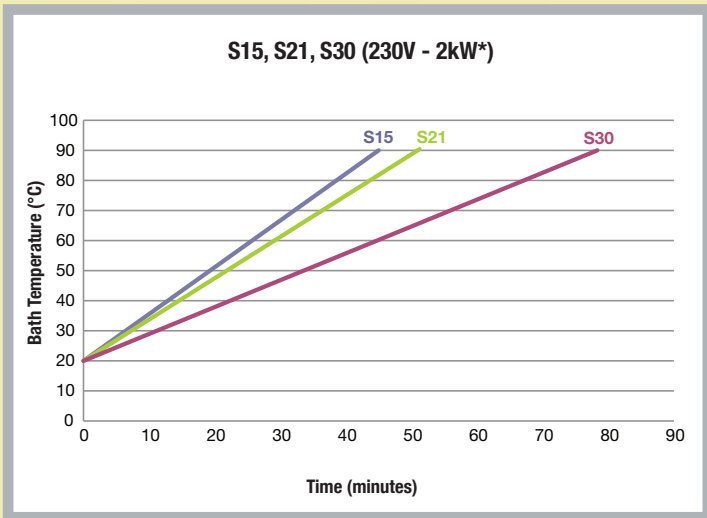
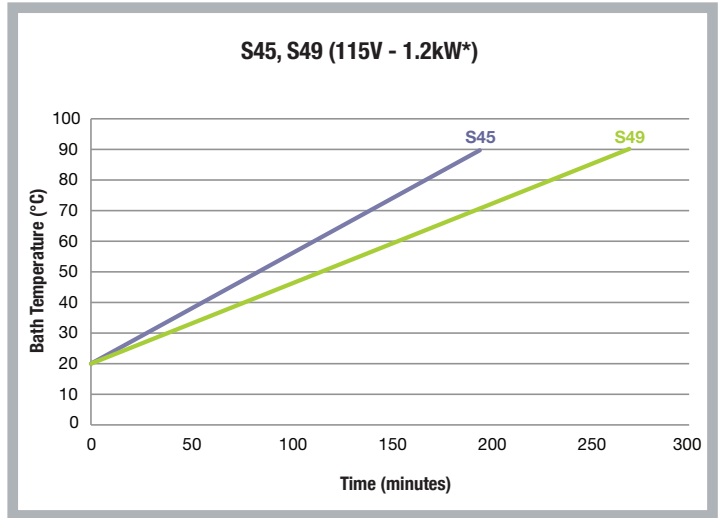
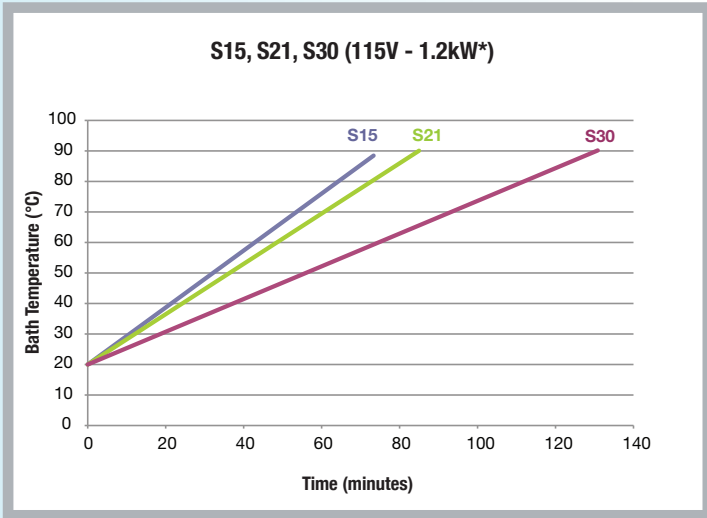
Time to Temperature Heating

Heating Curves



Immersion Circulator	100-115V 50-60Hz	100V 50-60Hz	115V 60Hz	200-230V 50-60Hz	230V-50Hz
SC100 SC150 SC150L	-	0.9kW @ 100V	1.2kW @ 115V	-	2kW @230V
AC150 AC200	-	0.9kW @ 100V	1.2kW @ 115V	2kW @ 230V	2kW @230V
PC200	1.2kW @ 115V	-	-	2kW @ 230V	-
PC201 PC300	-	-	-	3kW @ 230V	-

*See page 14/15 for available controller



Specifications obtained at sea level using water (above +5°C to +90°C) or a fluid with a specific heat of 2.3 kJ/kg-K or 0.55 Btu/lb-F (less than 5°C) as the recirculating fluid at a +20°C ambient condition, at nominal operating voltage. Other fluids, process temperatures, ambient temperatures, altitude or operating voltage will affect performance. Pump specifications are nominal values of ±10%. Specifications are for reference only and are subject to change. Heat-up rates for the 100V baths will take approximately 25% longer than the 115V.

Acrylic

Ambient +13°C to +80°C

Transparent Acrylic Baths

These baths are ideal when visibility of your application is required. Temperatures are maintained from ambient plus 13°C to a maximum of 80°C.

Useful accessories:

- Lifting Platform
- Tap Water Cooling Coil
- Test Tube Racks

See page 20 for complete list of available accessories.



Controller ▼	Bath ►	S6T			S12T			S19T		
SC100		Amb +13 to 80°C			Amb +13 to 80°C			Amb +13 to 80°C		
SC150		Amb +13 to 80°C			Amb +13 to 80°C			Amb +13 to 80°C		
AC150		—			Amb +13 to 80°C			Amb +13 to 80°C		
AC200		—			Amb +13 to 80°C			Amb +13 to 80°C		
Bath volume (liters)		6			12			19		
Work area (DxWxL) mm/in		150 x 138 x 223 / 5.9 x 5.4 x 8.8			150 x 302 x 148.9 / 5.9 x 11.9 x 5.9			150 x 302 x 326.9 / 9 x 11.9 x 12.9		
Net weight (kg/lb)		6.3 / 13.9			7.3 / 16.1			8.7 / 19.1		
Compliance		CE/ROHS/WEEE			CE/ROHS/WEEE			CE/ROHS/WEEE		
Ordering information:										
Model	S6T			S12T			S19T			
Voltages	115V/60Hz	230V/50Hz	100V/50-60Hz	115V/60Hz	230V/50Hz	100V/50-60Hz	115V/60Hz	230V/50Hz	100V/50-60Hz	
SC100 plus Bath	152-2068	152-2061	152-2066	152-2128	152-2121	152-2126	152-2198	152-2191	152-2196	
SC150 plus Bath	153-2068	153-2061	153-2066	153-2128	153-2121	153-2126	153-2198	153-2191	153-2196	
AC150 plus Bath	—	—	—	155-2128	155-2121	155-2126	155-2198	155-2191	155-2196	
AC200 plus Bath	—	—	—	156-2128	156-2121	156-2126	156-2198	156-2191	156-2196	

PPO

Ambient +13°C to +100°C

Polyphenylene Oxide (PPO)

An economical alternative to stainless steel, these polyphenylene oxide baths are thermally resistant up to 100°C and deliver exceptional temperature performance with operational savings. Temperatures are maintained from ambient plus 13°C to 100°C.

See page 20 for complete list of available accessories.

Overall dimensions can be found on page 24-25.

Useful accessories:

- Tap Water Cooling Coil
- Solenoid Valve for Tap Water Cooling Coil (AC200 controller and above)
- Auto-refill (AC200 controller and above)
- External Temperature Probe (AC150 controller and above)
- Work Area Cover
- Lifting Platform
- Test Tube Racks



Controller ▼	Bath ►	S5P	S14P	S21P
SC100		Amb +13 to 100°C	Amb +13 to 100°C	Amb +13 to 100°C
SC150		Amb +13 to 100°C	Amb +13 to 100°C	Amb +13 to 100°C
AC150		—	Amb +13 to 100°C	Amb +13 to 100°C
AC200		—	Amb +13 to 100°C	Amb +13 to 100°C
Bath volume (liters)*		5	14	21
Work area (DxWxL) mm/in		160 x 132 x 132 / 6.3 x 5.2 x 5.2	160 x 300 x 163 / 6.3 x 11.8 x 6.4	160 x 300 x 353 / 6.3 x 11.8 x 13.9
Net weight (kg/lb)		5.1 / 11.2	6.3 / 13.9	6.6 / 14.5
Compliance		CE/ROHS/WEEE	CE/ROHS/WEEE	CE/ROHS/WEEE

Ordering information:

Model	S5P			S14P			S21P		
Voltages	115V/60Hz	230V/50Hz	100V/50-60Hz	115V/60Hz	230V/50Hz	100V/50-60Hz	115V/60Hz	230V/50Hz	100V/50-60Hz
SC100 plus Bath	152-3058	152-3051	152-3056	152-3148	152-3141	152-3146	152-3218	152-3211	152-3216
SC150 plus Bath	153-3058	153-3051	153-3056	153-3148	153-3141	153-3146	153-3218	153-3211	153-3216
AC150 plus Bath	—	—	—	155-3148	155-3141	155-3146	155-3218	155-3211	155-3216
AC200 plus Bath	—	—	—	156-3148	156-3141	156-3146	156-3218	156-3211	156-3216

Accessories



Stainless steel rack



Bath bridge

Part #	Racks and inserts
160-0002	Stainless steel rack for bath types A5B, A10B, A24B, S49, S19T, S14P, S21P. Choose a rack insert below:
160-0003	• Rack insert - includes top and bottom panels that will hold up to 100 test tubes that are 10 mm Ø
160-0004	• Rack insert - includes top and bottom panels that will hold up to 60 test tubes that are 16 mm Ø
160-0005	• Rack insert - includes top and bottom panel that will hold up to 25 test tubes that are 10mm Ø
160-0006	• Rack insert - includes top and bottom panel with no holes
160-0079	Stainless steel rack for bath types A25B, A40, S21, S30. Choose a rack insert below:
160-0080	• Rack insert - includes top and bottom panels that will hold up to 55 test tubes that are 10 mm Ø
160-0081	• Rack insert - includes top and bottom panel that will hold up to 32 test tubes that are 16mm Ø
160-0082	• Rack insert - includes top and bottom panel that will hold up to 13 test tubes that are 25mm Ø
160-0083	• Rack insert - includes top and bottom panel with no holes
160-0026	Universal stainless steel rack for bath types S13, S12T, S15. Choose a rack insert below:
160-0084	• Rack insert - includes top and bottom panels that will hold up to 39 test tubes that are 10 mm Ø
160-0085	• Rack insert - includes top and bottom panel that will hold up to 20 test tubes that are 16mm Ø
160-0086	• Rack insert - includes top and bottom panel that will hold up to 8 test tubes that are 25mm Ø
160-0087	• Rack insert - includes top and bottom panel with no holes
160-0066	Rack insert for GLACIER G50 ultra low refrigerated bath. Holds up to 26 test tubes that at 4.2mm Ø
160-0067	Rack insert for GLACIER G50 ultra low refrigerated bath. Holds up to 30 test tubes that at 2mm Ø
Part #	Bridges
160-0007	Extension bridge for liftplate in S15, S21, S30, S45 baths
160-0077	Extension bridge for immersion cooler. Fits S15, S21, S30 heated baths
160-0078	Steel bridge to hold SC controller in W13, W15, W26, W45, W46 baths
160-0009	Extension bridge for liftplate in the S49 bath
160-0036	Extension bridge for liftplate in the A5B and A10B baths
160-0018	Adjustable bridge - 400 and 800 mm, for SC, AC & PC bridge circulators
160-0098	Extension bridge for S14P & S21P bath for liftplate 333-0583 & 333-0582
Part #	Lifting Platforms
160-0011	Lifting platform, stainless steel for S21, S30, S45
160-0012	Lifting platform, stainless steel for S15
160-0013	Lifting platform stainless steel for S49
160-0121	Lifting Platform, stainless steel for A5B
160-0142	Lifting Platform, stainless steel for A10B





Tap water cooling coil



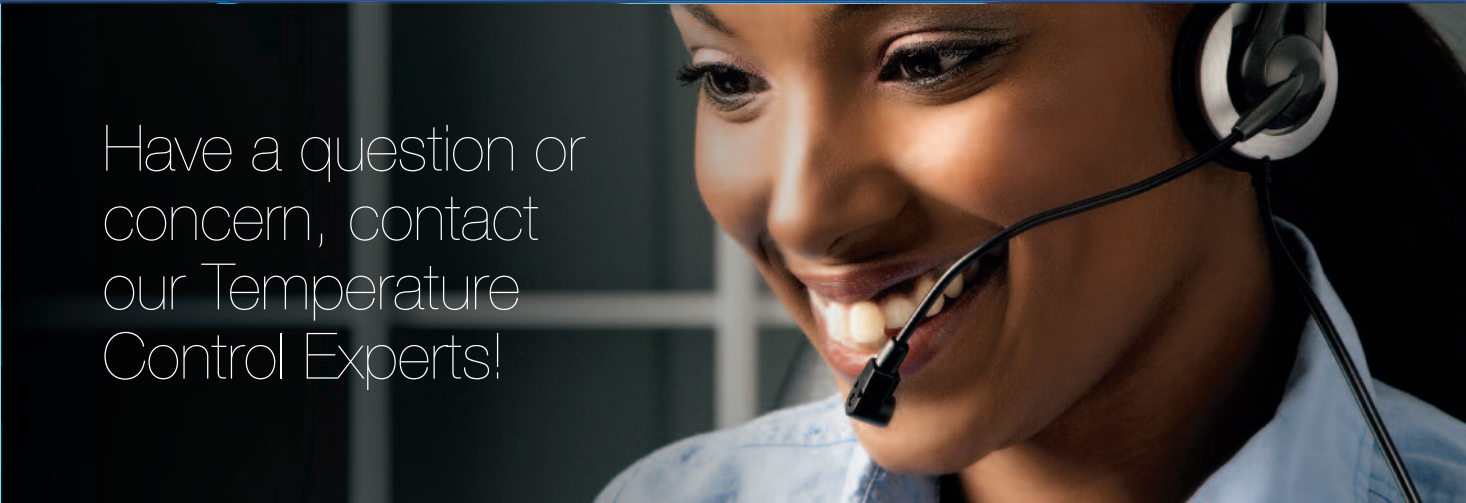
Bath lid

Part #	Lifting Platforms
160-0011	Lifting platform, stainless steel for S21, S30, S45
160-0012	Lifting platform, stainless steel for S15
160-0013	Lifting platform stainless steel for S49
160-0121	Lifting platform, stainless steel for A5B
160-0142	Lifting platform, stainless steel for A10B
Part #	Tap Water Cooling Coils
160-0014	Tap water cooling coil for SC100, SC150, AC150, PC200, PC201, or PC300 with S13, S15, S21, S30, S45, S49, S14P, S21P, S12T, S19T
160-0015	Tap water cooling coil for SC 100 or SC150 immersion circulator with a clamp
160-0016	Tap water cooling coil for SC150L controller with S13, S15, S30, S45, S49
160-0017	Tap water cooling coil for SC150L immersion circulation with a clamp
160-0090	Tap water cooling coil for SC100 or SC150 controller with S5P
160-0091	Tap water cooling coil for SC100 or SC150 controller with S6T
160-0092	Tap water cooling coil for SC100 or SC150 controller with S3 or S7
160-0093	Tap water cooling coil for SC150L controller with S7
160-0094	Tap water cooling coil for AC150 or AC200 controller with S3 or S7
Part #	Connectivity
160-0027	Communication extension board for RS232
160-0075	Communication extension board for RS485
160-0076	Communication extension board for Ethernet/LAN
160-0033	Interface cable USB 1.8m long
160-0034	Interface cable RS232 and RS485 5 feet long
160-0035	Interface cable LAN 5m long
160-0149	Analog I/O communication box, including power supply
Part #	Covers / Lids
160-0020	Stainless steel bath lid for S5P
160-0021	Stainless steel bath lid for S14P
160-0022	Stainless steel bath lid for S21P
160-0037	Stainless steel bath lid, for S15
160-0038	Stainless steel bath lid, for S21, S30, S45
160-0040	Stainless steel bath lid, for S49
160-0041	Stainless steel bath lid, for A5B
160-0042	Stainless steel bath lid, for A10B
160-0100	Work area cover leveling device for A10
160-0101	Work area cover leveling device for A28/A28F
160-0102	Work area cover leveling device for S3/S7
160-0103	Work area cover leveling device for S13

Accessories

Part #	Tubing and Accessories
160-0028	Adapter M16x1 female/1/4"NPTF male
160-0029	Adapter M16x1 male/1/4"NPTF male
160-0146	Plumbing Package – includes (4) clamps and (2) 5' Viton tubing (insulated), temperature range of -30°C to +200°C, 12mm ø
160-0147	Plumbing Package – includes (4) clamps and (2) 5' Viton tubing (uninsulated), temperature range of -30°C to +200°C, 12mm ø
Part #	Temperature Sensors
333-0818	BT Pt100 sensor, teflon coated, flexible, 300 mm long, Ø 3 mm, cable length 3 m
333-0429	Pt 100 sensor, 18/8 stainless steel tubing, 150mm long, 3mm Ø, 3m cable, up to 600°C
Part #	Heat Transfer Fluids
999-0201	Sil 100 Silicone oil bath liquid, temperature range -75 to 75°C , 5L
999-0202	Sil 100 Silicone oil bath liquid, temperature range -75 to 75°C , 10L
999-0203	Sil 180 Silicone oil bath liquid, temperature range -40 to 200°C, 5L
999-0204	Sil 180 Silicone oil bath liquid, temperature range -40 to 200°C, 10L
999-0205	Sil 300 Silicone oil bath liquid, temperature range +80 to 300°C, 5L
999-0206	Sil 300 Silicone oil bath liquid, temperature range +80 to 300°C, 10L
999-0213	Synth 260 bath liquid, temperature range +40 to 250°C, 5L
999-0214	Synth 260 bath liquid, temperature range +40 to 250°C, 10L
999-0225	Synth 200 bath liquid, temperature range +20 to +210°C, 5L
999-0226	Synth 200 Bbath liquid, temperature range +20 to +210°C, 10L
160-0010	File folder for manuals (100 sheets) for desktop use, dimensions 1000x2000
Part #	Software
422000000004	NEScom 4.0 software package
Part #	Miscellaneous Accessories
160-0070	Trolley w/castors for A40
160-0071	Trolley w/castors for A28/A25
160-0088	Cage for SC100/SC150 immersion circulator
160-0089	Cage for SC150L immersion circulator
160-0045	Fluid displacement box for A10 bath
160-0105	Fluid displacement box for A25/A40 bath
160-0106	Fluid displacement box for A28 bath
160-1000	Solenoid valve (100-230V/50-60Hz) for tap water cooling coil (AC200 and up)
160-3000	Autorefill (100-230V/50-60Hz) (AC200 and up)

Service and Support



Have a question or concern, contact our Temperature Control Experts!

Support and Maintenance

Technical Questions

Our technical service team is ready to answer any of your questions on your existing systems.

Customer Service

Let our professional and experienced customer service representatives guide you when choosing your temperature control needs. They will evaluate your needs, develop a system recommendation, and coordinate your order and shipment.

New Lab Construction

We offer the most comprehensive line of temperature control products in the world. We can configure the temperature control system that is a perfect fit for your new lab's needs.

Service and Support

Maintaining your temperature control system is crucial to the overall productivity of your laboratory, the long-term performance of the system and the total cost of ownership. We offer a variety of services to suit your individual needs. Professional service delivers improved productivity, convenience, peace-of-mind, and budget control.

Installation

Factory-trained technicians can install your system to ensure it operates with precision. With our services you will receive:

- Installation scheduled at your convenience
- Assurance that all technical specifications are met
- Practical hands-on instructions

Onsite and Depot Repair

Should an unexpected repair event occur, you will be covered with our on-site and depot repair services. Certified and experienced technicians conduct rapid failure detection and analysis. Prior to return, performance tests are conducted to insure factory specifications are met.

Extended Warranty and Repair Services

Control your cost of ownership by securing an extended warranty or repair service plan. Continue to receive the same benefits as the original warranty, giving you piece of mind.

Controller Swap Program: in the event of that the controller fails, it can be exchanged for a new controller - at no cost to you - for the life of the warranty.

Preventative Maintenance/Calibration

Extend the functional integrity of your system via a scheduled preventative maintenance and calibration service. Regularly scheduled preventative maintenance can help prevent premature failure of critical components like pumps, compressors and fan motors.

Please ask your local sales representative for additional information about service offerings in your area.

Dimensions

Thermo Scientific SAHARA Acrylic Heated Baths

Model	Millimeters (H x W x L)	Inches (H x W x L)
SC100-S 6T	352.7 x 188.8 x 407	13.9 x 5.9 x 16
SC150-S 6T	352.7 x 188.8 x 407	13.9 x 5.9 x 16
SC100-S 12T	354.7 x 356.1 x 348	14 x 14 x 13.7
SC150-S 12T	354.7 x 356.1 x 348	14 x 14 x 13.7
AC150-S 12T	392.7 x 356.1 x 348	15.5 x 14 x 13.7
AC200-S 12T	392.7 x 356.1 x 348	15.5 x 14 x 13.7
SC100-S 19T	354.7 x 356.1 x 526	14 x 14 x 20.7
SC150-S 19T	354.7 x 356.1 x 526	14 x 14 x 20.7
AC150-S 19T	392.7 x 356.1 x 526	15.5 x 14 x 20.7
AC200-S 19T	392.7 x 356.1 x 526	15.5 x 14 x 20.7

Thermo Scientific SAHARA PPO Heated Baths

Model	Millimeters (H x W x L)	Inches (H x W x L)
SC100-S 5P	359.5 x 190 x 388	14.2 x 7.5 x 15.3
SC150-S 5P	359.5 x 190 x 388	14.2 x 7.5 x 15.3
SC100-S 14P	360.5 x 358 x 452	14.2 x 14.1 x 17.8
SC150-S 14P	360.5 x 358 x 452	14.2 x 14.1 x 17.8
AC150-S 14P	398.5 x 358 x 452	15.7 x 14.1 x 17.8
AC200-S 14P	398.5 x 358 x 452	15.7 x 14.1 x 17.8
SC100-S 21P	360.5 x 358 x 642	14.2 x 14.1 x 25.3
SC150-S 21P	360.5 x 358 x 642	14.2 x 14.1 x 25.3
AC150-S 21P	398.5 x 358 x 642	15.7 x 14.1 x 25.3
AC200-S 21P	398.5 x 358 x 642	15.7 x 14.1 x 25.3

Thermo Scientific SAHARA Stainless Steel Heated Baths

Model	Millimeters (H x W x L)	Inches (H x W x L)
SC100-S 3	406.2 x 234.8 x 428.4	16 x 9.2 x 16.7
SC150-S 3	406.2 x 234.8 x 428.4	16 x 9.2 x 16.7
AC150-S 3	444.2 x 234.8 x 428.4	17.5 x 9.2 x 16.7
AC200-S 3	444.2 x 234.8 x 428.4	17.5 x 9.2 x 16.7
SC100-S 7	456.2 x 234.8 x 428.4	18 x 9.2 x 16.7
SC150-S 7	456.2 x 234.8 x 428.4	18 x 9.2 x 16.7
AC150-S 7	494.2 x 234.8 x 428.4	19.5 x 9.2 x 16.7
AC200-S 7	494.2 x 234.8 x 428.4	19.5 x 9.2 x 16.7
PC200-S 7	494.2 x 234.8 x 428.4	19.5 x 9.2 x 16.7
PC201-S 7	494.2 x 234.8 x 428.4	19.5 x 9.2 x 16.7
PC300-S 7	494.2 x 234.8 x 428.4	19.5 x 9.2 x 16.7
SC100-S 13	456.2 x 320.8 x 428.4	18 x 12.6 x 16.7
SC150-S 13	456.2 x 320.8 x 428.4	18 x 12.6 x 16.7
AC150-S 13	494.2 x 320.8 x 428.4	19.5 x 12.6 x 16.7
AC200-S 13	494.2 x 320.8 x 428.4	19.5 x 12.6 x 16.7
PC200-S 13	494.2 x 320.8 x 428.4	19.5 x 12.6 x 16.7
PC201-S 13	494.2 x 320.8 x 428.4	19.5 x 12.6 x 16.7
PC300-S 13	494.2 x 320.8 x 428.4	19.5 x 12.6 x 16.7
SC100-S 15	456.2 x 380.8 x 457.4	18 x 15 x 18
SC150-S 15	456.2 x 380.8 x 457.4	18 x 15 x 18
SC150L-S 15	456.2 x 380.8 x 457.4	18 x 15 x 18
AC150-S 15	494.2 x 380.8 x 457.4	19.5 x 15 x 18
AC200-S 15	494.2 x 380.8 x 457.4	19.5 x 15 x 18
PC200-S 15	494.2 x 380.8 x 457.4	19.5 x 15 x 18
PC201-S 15	494.2 x 380.8 x 457.4	19.5 x 15 x 18
SC150-S 21	408.5 x 380.8 x 628.4	16.1 x 15 x 24.7
SC150-S 21	408.5 x 380.8 x 628.4	16.1 x 15 x 24.7
AC150-S 21	446.5 x 380.8 x 628.4	17.6 x 15 x 24.7
AC200-S 21	446.5 x 380.8 x 628.4	17.6 x 15 x 24.7

Thermo Scientific SAHARA Stainless Steel Heated Baths

Model	Millimeters (H x W x L)	Inches (H x W x L)
SC100-S 30	456.2 x 380.8 x 628.4	18 x 15 x 24.7
SC150-S 30	456.2 x 380.8 x 628.4	18 x 15 x 24.7
SC150L-S 30	456.2 x 380.8 x 628.4	18 x 15 x 24.7
AC150-S 30	494.2 x 380.8 x 628.4	19.5 x 15 x 24.7
AC200-S 30	494.2 x 380.8 x 628.4	19.5 x 15 x 24.7
PC200-S 30	494.2 x 380.8 x 628.4	19.5 x 15 x 24.7
PC201-S 30	494.2 x 380.8 x 628.4	19.5 x 15 x 24.7
SC100-S 45	556.2 x 380.8 x 628.4	21.9 x 15 x 24.7
SC150-S 45	556.2 x 380.8 x 628.4	21.9 x 15 x 24.7
SC150L-S 45	556.2 x 380.8 x 628.4	21.9 x 15 x 24.7
AC150-S 45	594.2 x 380.8 x 628.4	23.4 x 15 x 24.7
AC200-S 45	594.2 x 380.8 x 628.4	23.4 x 15 x 24.7
PC200-S 45	594.2 x 380.8 x 628.4	23.4 x 15 x 24.7
PC201-S 45	594.2 x 380.8 x 628.4	23.4 x 15 x 24.7
SC100-S 49	456.2 x 578.8 x 746.4	18 x 22.8 x 29.4
SC150-S 49	456.2 x 578.8 x 746.4	18 x 22.8 x 29.4
SC150L-S 49	456.2 x 578.8 x 746.4	18 x 22.8 x 29.4
AC150-S 49	494.2 x 578.8 x 746.4	19.5 x 22.8 x 29.4
AC200-S 49	494.2 x 578.8 x 746.4	19.5 x 22.8 x 29.4
PC200-S 49	494.2 x 578.8 x 746.4	19.5 x 22.8 x 29.4
PC201-S 49	494.2 x 578.8 x 746.4	19.5 x 22.8 x 29.4

Thermo Scientific ARCTIC Refrigerated Baths

Model	Millimeters (H x W x L)	Inches (H x W x L)
SC100-A 5B	470.7 x 428.5 x 738	18.5 x 16.9 x 29.1
SC150-A 5B	470.7 x 428.5 x 738	18.5 x 16.9 x 29.1
AC150-A 5B	508.7 x 428.5 x 738	20 x 16.9 x 29.1
AC200-A 5B	508.7 x 428.5 x 738	20 x 16.9 x 29.1
SC100-A 10B	470.7 x 428.5 x 913	18.5 x 16.9 x 35.9
SC150-A 10B	470.7 x 428.5 x 913	18.5 x 16.9 x 35.9
AC150-A 10B	508.7 x 428.5 x 913	20 x 16.9 x 35.9
AC200-A 10B	508.7 x 428.5 x 913	20 x 16.9 x 35.9
SC100-A 24B	573.7 x 765 x 610	22.6 x 30.1 x 24
SC150-A 24B	573.7 x 765 x 610	22.6 x 30.1 x 24
SC150L-A 24B	573.7 x 765 x 610	22.6 x 30.1 x 24
AC150-A 24B	611.7 x 765 x 610	24.1 x 30.1 x 24
AC200-A 24B	611.7 x 765 x 610	24.1 x 30.1 x 24
PC200-A 24B	611.7 x 765 x 610	24.1 x 30.1 x 24
SC100-A 25B	739.7 x 324 x 541	29.1 x 12.8 x 21.3
SC150-A 25B	739.7 x 324 x 541	29.1 x 12.8 x 21.3
AC150-A 25B	777.7 x 324 x 541	30.6 x 12.8 x 21.3
AC200-A 25B	777.7 x 324 x 541	30.6 x 12.8 x 21.3

Thermo Scientific GLACIER Ultra Low Temperature Refrigerated Circulators

Model	Millimeters (H x W x L)	Inches (H x W x L)
AC200-G 50	851.1 x 418.8 x 554	33.5 x 16.5 x 21.8
PC200-G 50	851.1 x 418.8 x 554	33.5 x 16.5 x 21.8



Thermo Scientific ARCTIC Refrigerated Circulators

Model	Millimeters (H x W x L)	Inches (H x W x L)
SC100-A 10	631.7 x 220 x 414	24.9 x 8.7 x 16.3
SC150-A 10	631.7 x 220 x 414	24.9 x 8.7 x 16.3
AC150-A 10	669.7 x 220 x 414	26.4 x 8.7 x 16.3
AC200-A 10	669.7 x 220 x 414	26.4 x 8.7 x 16.3
SC100-A 25	710.7 x 273 x 483	28 x 10.7 x 19
SC150-A 25	710.7 x 273 x 483	28 x 10.7 x 19
SC150L-A 25	710.7 x 273 x 483	28 x 10.7 x 19
AC150-A 25	748.7 x 273 x 483	29.5 x 10.7 x 19
AC200-A 25	748.7 x 273 x 483	29.5 x 10.7 x 19
PC200-A 25	748.7 x 273 x 483	29.5 x 10.7 x 19
SC100-A 28	710.7 x 273 x 483	28 x 10.7 x 19
SC150-A 28	710.7 x 273 x 483	28 x 10.7 x 19
SC150L-A 28	710.7 x 273 x 483	28 x 10.7 x 19
AC150-A 28	748.7 x 273 x 483	29.5 x 10.7 x 19
AC200-A 28	748.7 x 273 x 483	29.5 x 10.7 x 19
PC200-A 28	748.7 x 273 x 483	29.5 x 10.7 x 19
SC100-A 28F	519.7 x 514 x 426	20.5 x 20.2 x 16.8
SC150-A 28F	519.7 x 514 x 426	20.5 x 20.2 x 16.8
SC150L-A 28F	519.7 x 514 x 426	20.5 x 20.2 x 16.8
AC150-A 28F	557.7 x 514 x 426	22 x 20.2 x 16.8
AC200-A 28F	557.7 x 514 x 426	22 x 20.2 x 16.8
PC200-A 28F	557.7 x 514 x 426	22 x 20.2 x 16.8
SC150-A 40	748.7 x 385 x 519	29.5 x 15.2 x 20.4
SC150L-A 40	748.7 x 385 x 519	29.5 x 15.2 x 20.4
AC150-A 40	786.7 x 385 x 519	31 x 15.2 x 20.4
AC200-A 40	786.7 x 385 x 519	31 x 15.2 x 20.4
PC200-A 40	786.7 x 385 x 519	31 x 15.2 x 20.4



© 2011 Thermo Fisher Scientific Inc. All rights reserved. All trademarks are the property of Thermo Fisher Scientific Inc. and its subsidiaries. Results may vary under different operating conditions. Specifications, terms and pricing are subject to change. Not all products are available in all countries. Please consult your local sales representative for details.

North America: USA/Canada tollfree: +1 (800) 258-0830; USA: +1 (603) 436-9444 or info.tc.us@thermofisher.com
Europe: Benelux: +31 (0) 76 579 55 55 or info.tc.nl@thermofisher.com; France: +33 (0) 1 60 92 48 00 or info.tc.fr@thermofisher.com;
Germany: +49 (0) 721 4 09 44 44 or info.tc.de@thermofisher.com; United Kingdom: +44 (0) 1785 82 52 00 or info.tc.uk@thermofisher.com
Asia: China: +86 (21) 68 65 45 88 or info.tc.china@thermofisher.com; India: +91 (22) 27 78 11 01 or info.tc.in@thermofisher.com;
Japan: +81 45 453 9220 or info.lpg.jp@thermofisher.com

BRTCBATHS1111

Thermo
S C I E N T I F I C

Part of Thermo Fisher Scientific